



**TECNOSERVICE'21 srl**

by Tinti Sergio  
Via Carlo Pisacane, 134  
61032 Fano (PU) Italy  
P.IVA IT0200411413

Tel. +39 0721 805911  
FAX +39 0721 809794  
e-mail: [staff@technochef.it](mailto:staff@technochef.it)  
[www.technochef.it](http://www.technochef.it)  
[www.technochef.eu](http://www.technochef.eu)

Services and Technologies for professional catering since 1973



PROFESSIONAL DESCRIPTION

**CELLAR-CASES for WINE, Capacity 112 Tilted Bottles, STATIC or VENTILATED REFRIGERATION, suitable for WHITE or RED WINES:**

- **Aluminum structure** ,
- Interior in Aluminium,
- **Sliding doors , sides and top in double glazing** ,
- **ECOLGICO Refrigerating Group** with. **GAS R290a** ,
- **digital thermoregulator from: +4°+16°C** ,
- **automatic defrost** ,
- automatic evaporation of condensate,
- **innovative refrigeration system based on the positioning of the cooling coil in the center of the display case which guarantees better conservation conditions** ,
- **SLIDING glass doors on both fronts** ,
- **anti-fog system doors** ;
- natural white **LED lighting** on the pillars,
- key lock,
- **Anti-vibration system** ,
- Ambient Temperature: +25°, MAX for WHITE WINES
- Ambient Temperature: +30°, MAX for RED WINES

**4 POSSIBILITIES OF USE CONFIGURABLE by the Customer**

- **STATIC MULTI-TEMPERATURE from +6° to +16°C for WHITE and RED wines** ,
- **STATIC MULTI-TEMPERATURE from +14° to +20°C for RED wines** ,
- **VENTILATED for RED Wines with adjustable temperature from +14° to + 16°C** ,
- **VENTILATED for WHITE wines with adjustable temperature from +6° to + 12° C** ;

Possible **EQUIPMENTS**, to be selected at the **TIME** of the Order in the **PRODUCT SHEET**.

- **FRAME in RAW MDF**, - **MATT WHITE RAL-9010**, - **MATT BLACK RAL-9005**, - **GOLD VO1**, **SILVER VO2**, - **RAL 20 COLORS MATT LACQUERED**, **RAL 100 COLORS GLOSS LACQUERED**

**RAW DUNE FRAMES**, - **MATT WHITE RAL9010**, - **MATT BLACK RAL9005**, - **GOLD VO1** - **SILVER VO2** - **COLORS RAL20 MATT LACQUERED**, **COLORS RAL100 GLOSS LACQUERED** ;

**OPTIONAL/ACCESSORIES :**

- Colored LED lighting on the uprights with remote control

**CE mark**  
**Made in Italy**

**TECHNICAL CARD**

<b>power supply</b>	Monofase
<b>Volts</b>	V 230/1
<b>frequency (Hz)</b>	50
<b>motor power capacity (Kw)</b>	0,424
<b>net weight (Kg)</b>	120
<b>breadth (mm)</b>	860
<b>depth (mm)</b>	530
<b>height (mm)</b>	1893

**AVAILABLE MODELS**

**EO-TV-C12-M01**



**CASE for WINE, 112 Bottles, Doors on 2 Fronts, 4 Glass Sides, Version with RAW MDF WOOD FRAME**  
WINE CASE with FRAME FRAME in RAW MDF WOOD, GLASSES ON ALL SIDES, cap.112 INCLINED bottles, STATIC or VENTILATED cold, temp. +4°/+16°C, for WHITE or RED WINES, doors on 2 fronts, V.230/1, Kw.0,424, Weight 120 Kg, dim.mm.860x530x1893h

**€ 5.826,22**

*VAT excluded*  
**Shipping to be calculated**

**Delivery** from 10 to 18 days

**EO-TV-C12-RAL9010**
**WINE CASE, 112 Bottles, Doors on 2 Fronts, 4 Glass Sides, Version with MATT WHITE WOODEN FRAME**

WINE CASE with FRAME FRAME in MATT WHITE WOOD, GLASSES ON ALL SIDES, cap.112 INCLINED bottles, STATIC or VENTILATED cold, temp. +4°/+16°C, for WHITE or RED WINES, doors on 2 fronts, V.230/1, Kw.0,424, Weight 120 Kg, dim.mm.860x530x1893h

**€ 5.927,84**

VAT excluded  
Shipping to be calculated

Delivery from 10 to 18 days

**EO-TV-C12-RAL9005**
**WINE CASE, 112 Bottles, Doors on 2 Fronts, 4 Glass Sides, Version with WOODEN FRAME in MATT BLACK color**

WINE CASE with FRAME FRAME in MATT BLACK WOOD, GLASSES ON ALL SIDES, cap.112 INCLINED bottles, STATIC or VENTILATED cold, temp. +4°/+16°C, for WHITE or RED WINES, doors on 2 fronts, V.230/1, Kw.0,424, Weight 120 Kg, dim.mm.860x530x1893h

**€ 5.927,84**

VAT excluded  
Shipping to be calculated

Delivery from 10 to 18 days

**EO-TV-C12-V01**
**CASE for WINE, 112 Bottles, Doors on 2 Fronts, 4 Glass Sides, Version with GOLD painted WOODEN FRAME**

WINE CABINET with WOODEN FRAME painted GOLD, GLASSES ON ALL SIDES, cap.112 INCLINED bottles, STATIC or VENTILATED cold, temp.+4°/+16°C, for WHITE or RED WINES, doors on 2 fronts , V.230/1, Kw.0,424, Weight 120 Kg, dim.mm.860x530x1893h

**€ 6.266,57**

VAT excluded  
Shipping to be calculated

Delivery from 10 to 18 days

**EO-TV-C12-V02**
**CASE for WINE, 112 Bottles, Doors on 2 Fronts, 4 Glass Sides, Version with SILVER painted WOODEN FRAME**

WINE CASE with FRAME FRAME in 'SILVER' WOOD, with GLASSES ON ALL SIDES, cap.112 INCLINED bottles, STATIC or VENTILATED cold, temp.+4°/+16°C, for WHITE or RED WINES, doors on 2 fronts, V.230/1, Kw.0,424, Weight 120 Kg, dim.mm.860x530x1893h

**€ 6.266,57**

VAT excluded  
Shipping to be calculated

Delivery from 10 to 18 days

**EO-TV-C12-RAL20**
**WINE CASE, 112 Bottles, Doors on 2 Fronts, 4 Glass Sides, Version with WOODEN FRAME in RAL20 colors**

WINE CABINET with WOODEN FRAME in RAL20 colours, GLASSES ON ALL SIDES, cap.112 INCLINED bottles, STATIC or VENTILATED cold, temp.+4°/+16°C, for WHITE or RED WINES, doors on 2 fronts, V.230/1, Kw.0,424, Weight 120 Kg, dim.mm.860x50x1893h

**€ 6.266,57**

VAT excluded  
Shipping to be calculated

Delivery from 10 to 18 days

**EO-TV-C12-RAL100**
**WINE CASE, 112 Bottles, Doors on 2 Fronts, 4 Glass Sides, Version with WOODEN FRAME in RAL100 colors**

WINE CABINET with WOODEN FRAME in RAL100 colours, GLASSES ON ALL SIDES, cap.112 INCLINED bottles, STATIC or VENTILATED cold, temp.+4°/+16°C, for WHITE or RED WINES, doors on 2 fronts, V.230/1, Kw.0,424, Weight 120 Kg, dim.mm.860x50x1893h

**€ 6.266,57**

VAT excluded  
Shipping to be calculated

Delivery from 10 to 18 days

**EO-TV-C12-D01**
**CASE for WINE, 112 Bottles, Doors on 2 Fronts, 4 Glass Sides, Version with DUNE FRAME in RAW WOOD**

WINE CABINET with DUNE FRAME FRAME in RAW WOOD, with GLASSES ON ALL SIDES, capacity 112 INCLINED bottles, STATIC or VENTILATED cold, temp. +4°/+16°C, for WHITE or RED WINES, doors on 2 fronts, V.230/1, Kw.0,424, Weight 120 Kg, dim.mm.860x530x1893h

**€ 6.164,95**

VAT excluded  
Shipping to be calculated

Delivery from 10 to 18 days

**EO-TV-C12-DRAL9005**
**WINE CASE, 112 Bottles, Doors on 2 Fronts, 4 Glass Sides, Version with DUNE FRAME in MATT BLACK WOOD**

WINE CASE with DUNE FRAME FRAME in MATT BLACK WOOD, GLASSES ON ALL SIDES, cap 112 INCLINED bottles, STATIC or VENTILATED cold, temp. +4°/+16°C,for WHITE or RED WINES,doors on 2 fronts,V230/1,Kw.0,424,Weight 120 Kg,dim.mm860x530x1893h

**€ 6.605,30**

VAT excluded  
Shipping to be calculated

Delivery from 10 to 18 days

EO-TV-C12-DRAL9010



**WINE CASE, 112 Bottles, Doors on 2 Fronts, 4 Glass Sides, Version with DUNE FRAME in MATT WHITE WOOD**

WINE CABINET with DUNE FRAME in MATT WHITE WOOD, GLASSES ON ALL SIDES, cap.112 INCLINED bottles, STATIC or VENTILATED cold, temp +4°/+16°C, for WHITE or RED WINES, doors on 2 fronts, V230/1, Kw.0,424, Weight 120 Kg, dim.mm.860x530x1893h

**€ 6.605,30**

VAT excluded  
Shipping to be calculated

Delivery from 10 to 18 days

EO-TV-C12-DV01



**WINE CASE, 112 Bottles, Doors on 2 Fronts, 4 Glass Sides, Version with DUNE FRAME in GOLD painted WOOD**

WINE CASE with DUNE FRAME FRAME in GOLD painted WOOD, GLASSES ON ALL SIDES, cap.112 INCLINED bottles, STATIC or VENTILATED cold, temp +4°/+16°C, for WHITE or RED WINES, doors on 2 fronts ,V.230/1, Kw.0,424, Weight 120 Kg, dim.mm.860x530x1893h

**€ 6.842,42**

VAT excluded  
Shipping to be calculated

Delivery from 10 to 18 days

EO-TV-C12-DV02



**CASE for WINE, 112 Bottles, Doors on 2 Fronts, 4 Glass Sides, Version with DUNE FRAME in SILVER WOOD**

WINE CASE with DUNE FRAME FRAME in 'SILVER' WOOD, with GLASSES ON ALL SIDES, cap.112 INCLINED bottles, STATIC or VENTILATED cold, temp+4°/+16°C, for WHITE or RED WINES, doors on 2 fronts, V.230/1, Kw.0,424, Weight 120 Kg, dim.mm.860x530x1893h

**€ 6.842,42**

VAT excluded  
Shipping to be calculated

Delivery from 10 to 18 days

EO-TV-C12-DRAL20



**WINE CASE, 112 Bottles, Doors on 2 Fronts, 4 Glass Sides, Version with DUNE WOODEN FRAME in RAL20 colors**

WINE CABINET with DUNE FRAME FRAME in WOOD in RAL20 colours, GLASSES ON ALL SIDES, cap.112 INCLINED bottles, STATIC or VENTILATED cold, temp +4°/+16°C, for WHITE or RED WINES, doors on 2 fronts, V.230/1, Kw.0,424, Weight 120 Kg, dim.mm.860x530x1893h

**€ 7.113,40**

VAT excluded  
Shipping to be calculated

Delivery from 10 to 18 days

EO-TV-C12-DRAL100



**WINE CASE, 112 Bottles, Doors on 2 Fronts, 4 Glass Sides, Version with DUNE WOODEN FRAME in RAL100 colors**

WINE CABINET with DUNE FRAME FRAME in WOOD in RAL100 colours, GLASSES ON ALL SIDES, cap.112 INCLINED bottles, STATIC or VENTILATED cold, temp +4°/+16°C, for WHITE or RED WINES, doors on 2 fronts, V230/1, Kw.0,424, Weight 120 Kg, dim.mm.860x530x1893h

**€ 7.113,40**

VAT excluded  
Shipping to be calculated

Delivery from 10 to 18 days

**TECHNICAL CARD**

CODE/PICTURES

DESCRIPTION

PRICE/DELIVERY

EO-OPT-RGB-A



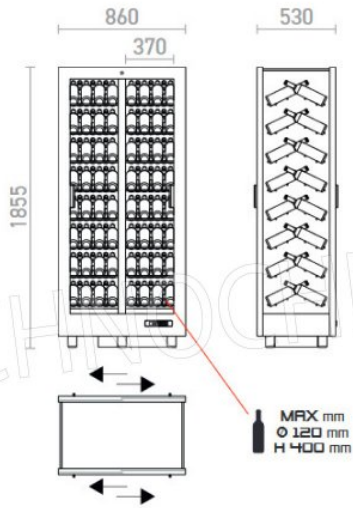
**Colored LED lighting with remote control**

Colored LED lighting with remote control, dim.mm.40x1600

**€ 153,55**

VAT excluded  
Shipping to be calculated

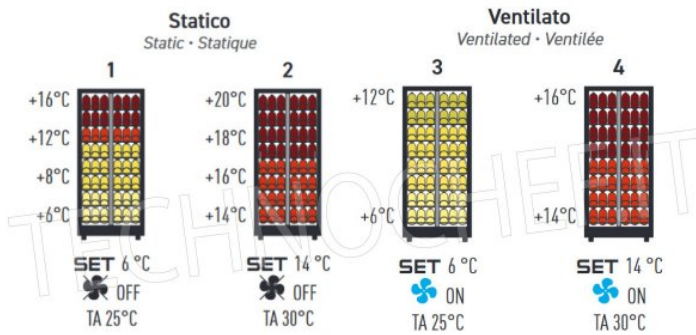
Delivery from 4 to 9 days



TV-C12 / TE-C12

T1-C-\*

POSSIBILI IMPOSTAZIONI • POSSIBLE SETTINGS • CHOIX DE RÉGLAGE



Le temperature riportate sono indicative e possono variare di [+ -] 2 °C. L'utente può impostare la temperatura da +4 °C a +18 °C.  
 Reported temperatures are approximate and may vary by [+ -] 2 °C. User-controlled temperature +4 °C to +18 °C.  
 Les températures indiquées sont approximatives et peuvent varier de [+ -] 2 °C. L'utilisateur peut régler la température de +4 °C à +18 °C.

COLORI CORNICE • FRAMES COLOURS • COULEURS DU CADRE



TI-C-1

MDF non verniciato • Unfinished MDF • MDF non peinte | Dune non verniciato • Dune unfinished • Dune non peinte



MD1

MDF non verniciato  
unfinished MDF  
MDF non peinte



DD1

Dune non verniciato  
Dune unfinished  
Dune non peinte

Verniciatura a liquido • Liquid paint finish • Laquage par peinture liquide



RAL 9010

bianco opaco (20 gloss)  
matte white (20 gloss)  
blanc mat (20 gloss)



RAL 9005

nero opaco (20 gloss)  
matte black (20 gloss)  
noir mat (20 gloss)



YD1

verniciato oro  
gold paint  
peinture or



YD2

verniciato argento  
silver paint  
peinture argent



RAL

nero 20 gloss - black 20 gloss  
matte 20 gloss - glossy 20 gloss  
mat 20 gloss - brillant 20 gloss

Verniciatura a liquido (Dune) • Liquid paint finish (Dune) • Laquage par peinture liquide (Dune)



DRAL 9010

bianco opaco (20 gloss)  
matte white (20 gloss)  
blanc mat (20 gloss)



DRAL 9005

nero opaco (20 gloss)  
matte black (20 gloss)  
noir mat (20 gloss)



DVD1

verniciato oro  
gold paint  
peinture or



DVD2

verniciato argento  
silver paint  
peinture argent



DRAL

nero 20 gloss - black 20 gloss  
matte 20 gloss - glossy 20 gloss  
mat 20 gloss - brillant 20 gloss

Rivestimento in foglia (Dune) • Leaf finish (Dune) • Revêtement en feuille métallique (Dune)



DFD1

oro patinato  
gold coated  
revêtement or



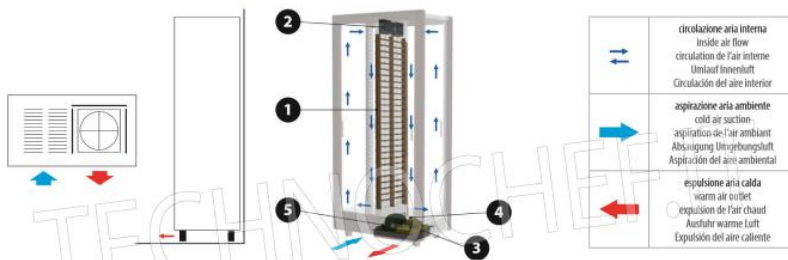
DFD2

argento patinato  
silver coated  
revêtement argent



- |   |   |
|---|---|
| 1. Struttura in alluminio   | 6. Termoregolatore digitale   |
| 2. Cornice in legno   | 7. Illuminazione a LED  |
| 3. Porte scorrevoli, fianchie e top con vetrocamera - protezione UV - Gas Argon | 8. Impianto di refrigerazione centrale                              |
| 4. Serratura con chiave   | 9. Sbrinamento automatico ed evaporazione automatica della condensa |
| 5. Interni in alluminio   | 10. Sistema di antivibrazione                                       |
| 6. Termoregolatore digitale   | 11. Guida riscaldata  |

IMPIANTO A REFRIGERAZIONE CENTRALE (BREVETTATO)  
CENTRAL COOLING SYSTEM (PATENTED) • INSTALLATION DE RÉFRIGÉRATION CENTRALE (BREVETÉE)



La serpentina di raffreddamento **1** e le ventole di aereazione interna **2** sono inserite al centro della vetrina all'interno dei pannelli di alluminio. Il compressore **3**, il condensatore orizzontale con ventola a pala premente **4** e la vasca per l'evaporazione della condensa

condensa **5** sono inseriti in una speciale vasca ribassata. Con questa soluzione, pur installando un compressore importante (1/4 hp), l'altezza della base è limitata (150 mm) in quanto viene utilizzato lo spazio inferiore dove sono inseriti i piedi (80 mm). La circolazione dell'aria di condensazione avviene dalla parte inferiore frontale.

### FUNZIONI DEL TERMOREGOLATORE



#### FUNZIONE DEI TASTI

- Accende e spegne lo strumento
- Accende e spegne la luce
- SET** Per visualizzare/modificare Set point
- Per avviare sbrinamento manuale
- Per diminuire la temperatura
- Per aumentare la temperatura
- AUX** Per attivare resistenza telaio
- Per attivare ventole interne

#### SIGNIFICATO DELLE SPIE


- Compressore attivo
- Luce accesa
- Sbrinamento in corso
- AUX** Resistenza telaio accesa
- Ventole interne accese
- Allarme di temperatura
- (Acceso) Unità di misura







T  
D  
T



ILLUMINAZIONE  
A LED

TECHNO