



**TECNOSERVICE'21 srl**

by Tinti Sergio  
Via Carlo Pisacane, 134  
61032 Fano (PU) Italy  
P.IVA IT0200411413

Tel. +39 0721 805911  
FAX +39 0721 809794  
e-mail: [staff@technochef.it](mailto:staff@technochef.it)  
[www.technochef.it](http://www.technochef.it)  
[www.technochef.eu](http://www.technochef.eu)

Services and Technologies for professional catering since 1973



CODE	DESCRIPTION	PRICE/DELIVERY
<b>SL-CPG900S/V</b>	Combined display case for ice cream/pastry shop 2 doors, temp. -15°-25°C/+4°+10°C, Curve Line, with 4 display sides, 6 static shelves + 5 rectangular glass shelves, ventilated/static refrigeration, 848 lt, V.230/1, Kw.0.70+0.54, dim.mm.1380x620x1860h	

**PROFESSIONAL DESCRIPTION**

**COMBINATION DISPLAY CABINET for ICE CREAM/PASTRY SHOP 2 doors, CURVE line, with 4 display sides and 6 static shelves + 5 glass shelves, VENTILATED/STATIC refrigeration, temperature -15°-25°C/+4°+10°C :**

- **external structure in silver anodized aluminium ;**
- showcase built using **insulating double glazing** , compliant with EN UNI 1279;
- **exposure on 4 sides ;**
- **6 RECTANGULAR FIXED SHELVES measuring 560x460 mm + 5 RECTANGULAR GLASS SHELVES measuring 565x420 mm** (NB: in the photo they are mistakenly published as round);
- **capacity 848 litres ;**
- **operating temperature -15°-25°C/+4°+10°C ;**
- 2 “ **sensitive touch** ” **control panels** with a unique and exclusive design, the result of a long IT and design study;
- **ventilated/static refrigeration ;**
- automatic/manual defrost;
- **LED lighting as standard** on both sides of the internal compartment, ensuring uniform and low-consumption lighting;
- lumen/meter: 4 x 1200 lm;
- humidity: 40% - 75%;
- **compressors** and the **touch screen thermostat are of the latest generation**, guaranteeing **high efficiency** and **low absorption** , with notable advantages for operating economy;
- **accuracy** , **solidity** and **technology** are the prerogatives on which the CURVE line is based, an expression of solidity combined with practicality, capable of satisfying all types of use, where robustness and reliability come together in the name of tradition;
- thanks to these refrigerated display cases for pastry and ice cream shops you will be able to combine solidity and display elegance with the reliability of a made in Italy product.

**Accessories/Options :**

- locking with key
- glass shelf
- support kit for glass and grilles
- suction cup kit
- adjustable feet kit
- mirror glass
- additional LED
- wooden crate packaging
- finishes and colours: RAL of your choice

**CE mark**

**Made in Italy**

**TECHNICAL CARD**

<b>power supply</b>	Monofase
<b>Volts</b>	V 230/1
<b>frequency (Hz)</b>	50
<b>motor power capacity (Kw)</b>	1,24
<b>net weight (Kg)</b>	312
<b>gross weight (Kg)</b>	332
<b>breadth (mm)</b>	1380
<b>depth (mm)</b>	620
<b>height (mm)</b>	1860

**TECHNICAL CARD**


CODE/PICTURES	DESCRIPTION	PRICE/DELIVERY
<b>SL-KV</b> ◻	<b>Suction Cups Kit</b> Suction cups kit (N.4)	
<b>SL-KSVG</b> ◻	<b>Support kit for glass and grids</b> Support kit for glass and grilles (N.4)	
<b>SL-RPV45/90/130</b> ◻	<b>Glass shelf</b> Glass shelf (N.1)	
<b>SL-LED</b> ◻	<b>Additional Led</b> Additional led	
<b>SL-KP70/90/12</b> ◻	<b>Adjustable Feet Kit</b> Adjustable feet kit	
<b>SL-CC70/90/12</b> ◻	<b>Key closure</b> Lock with key	
<b>SL-VSP70/90</b> ◻	<b>Mirror glass</b> Mirror glass (N.1)	
<b>SL-IMLEG70/90</b> ◻	<b>Wooden case packing</b> Wooden crate packaging	

## SL-RAL/70/90/120




## Finish and Colors


Ral of your choice




### Curve CPG 900 S/V




-15°-25° C  
+4°+10° C




40% - 75%  
Umidità




4 x 1200




AUTO  
Sbrinamento manuale e  
Sbrinamento automatico





T+  
Refrigerazione ventilata e  
Refrigerazione Statica™ Positiva

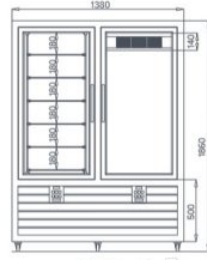


230 V - 50

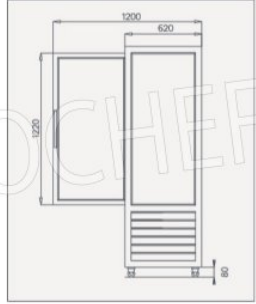


LAYOUT	VOLUME lt	RIPIANI	DIMENSIONI mm - kg	COMPRESSORE
	848	6 (560 x 460) 5 (565 x 420)	1380 x 620 x 1860 - 312	700 + 540 Watt



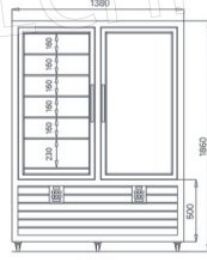


1380  
1860  
500



1200  
620  
1860  
500

900 R/2T



1380  
1860  
500

900 S/V

VISTA LATERALE  
Side view / Seitenansicht / Vue latérale