



TECNOSERVICE'21 srl

by Tinti Sergio
Via Carlo Pisacane, 134
61032 Fano (PU) Italy
P.IVA IT0200411413

Tel. +39 0721 805911
FAX +39 0721 809794
e-mail: staff@technochef.it
www.technochef.it
www.technochef.eu

Services and Technologies for professional catering since 1973



CODE	DESCRIPTION	PRICE/DELIVERY
ZU-BABY60X80E	ELECTRIC ROTARY OVEN for BREAD AND PASTRY, capacity 10/12 trays measuring 600x800 mm, V.400/3, Kw.23,5, Weight 700 Kg, dim.mm.1260x1870x1590h	

PROFESSIONAL DESCRIPTION

ELECTRIC ROTARY OVEN for BREAD AND PASTRY, capacity 10 or 12 600x800 mm TRAYS :

- **suitable for small and medium-sized baking or pastry workshops ;**
- reduced overall dimensions (especially in height);
- **motorized extractor hood;**
- **stainless steel steam extraction snail ;**
- **base in 30/10 stainless steel ;**
- **double glazed door ;**
- **cooking chamber , front and door in stainless steel ;**
- **new high efficiency and totally removable combustion chamber ;**
- **new enhanced humidifier ,** easy to access and totally removable;
- manual valve for releasing excess steam;
- **extractable cooking trolley** (not included): The particular coupling system, in addition to guaranteeing a solid anchoring of the trolley during the cooking phases, can be easily unlocked in order to allow the removal of the trolley from the oven, the possibility of extracting the trolley allows you to speed up product loading/unloading operations and facilitate internal cleaning of the oven;
- **electromechanical control panel :** electromechanical button controls and instrumentation, given the use of directly controlled instruments, the use of this type of panel is particularly simple and immediate;
- **possibility of placing an electric cooking chamber with 2 trays or alternatively a leavening cell with 12 trays on top of the oven ;**
- door hinges on the right.

Construction features

- larger size (meaning the minimum space necessary for the passage of the disassembled oven): 1260x660 mm
- maximum carriage width (space between the carriage and the sides of the door frame: 50 mm): 710 mm
- maximum diagonal of the trolley (space between the trolley and the chamber walls: 30 mm): 1020 mm
- maximum trolley load 80 kg

Technical features

- cooking surface 5.8 m²
- **capacity 10 or 12 600x800 mm trays, depending on the type of trolley you choose**
- hourly production 75 kg
- maximum operating temperature 300 °C
- minimum room height 270 cm
- temperature rise gradient (with empty oven) °C/min 12
- temperature rise gradient (with oven fully loaded) °C/min 6

Fan characteristics

- Fan air flow rate (Mod. ECB 280): m³/min 16÷35
- ventilation motor power (1400 rpm - Mod. H80A4VE/B5): hp (kw) 0.75 (0.55)

Steam extractor features

- extractor air flow rate (Mod. R2E 225 RA92-09): m³/min 8÷20;
- suction motor power: 0.15 kw
- steam outlet chimney diameter: 150 mm

Humidifier features

- Humidification interval (with the oven at a temperature of 250 °C): min 20;
- Inlet water pressure: 1.5 bar;
- Water inlet pipe diameter inch 1/2 "
- Water drain pipe diameter inch 1"

Consumption

- Average daily consumption (indicative value and calculated on at least 8 hours of operation): Kg/h 12 ÷ 19

Accessories/Options :

- **extractable tray trolley , for 10 600x800 mm trays** (not included), **114 mm pitch** , with 20 mm square tubular stainless steel structure, heat-resistant swivel wheels Ø 80 mm and totally removable structure.
- **extractable tray trolley , for 12 600x800 mm trays** (not included), **95 mm pitch** , with 20 mm square tubular stainless steel structure, heat-resistant swivel wheels Ø 80 mm and totally removable structure.

CE mark**Made in Italy****TECHNICAL CARD**

power supply	Trifase
Volts	V 400/3
frequency (Hz)	50
motor power capacity (Kw)	23,5
net weight (Kg)	700

breadth (mm) 1260

depth (mm) 1870

height (mm) 1590

TECHNICAL CARD

CODE/PICTURES

DESCRIPTION

PRICE/DELIVERY

ZU-CAR12TB60X80



TECHNOCHEF - Extractable trolley for 12 TRAYS of 60x80, Mod.CAR12TB60X80

Pull-out tray trolley, capacity 12 Trays 600x800 mm, pitch 95 mm, dim.mm.650x840x1220h

ZU-CAR10TB60X80



TECHNOCHEF - Pull-out trolley for 10 TRAYS of 60x80, Mod.CAR10TB60X80

Pull-out tray trolley, capacity 10 Trays 600x800 mm, pitch 114 mm, dim.mm.650x840x1220h



Maniglia porta con impugnatura in bachelite nera termo-refrattaria



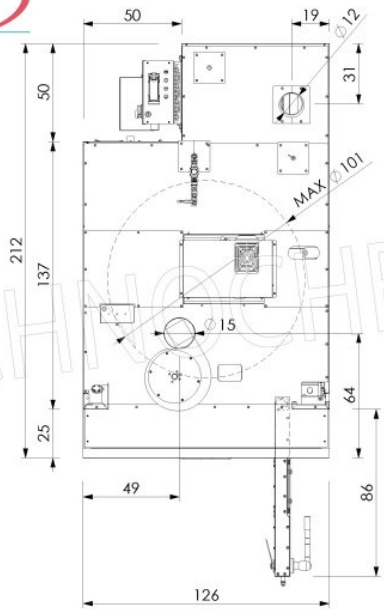
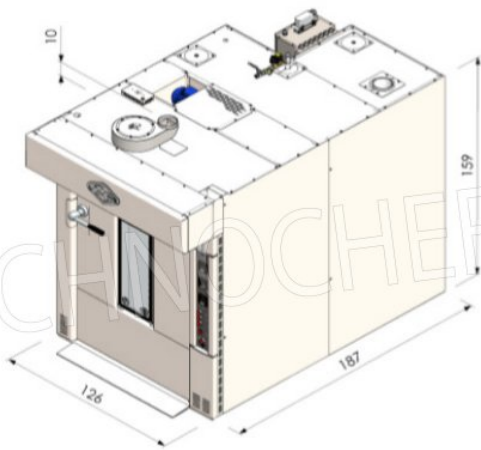


Porta robusta e di notevole spessore



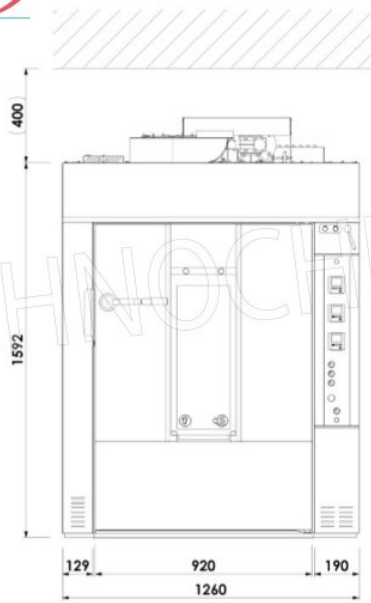
Doppio vetro per un maggior isolamento termico



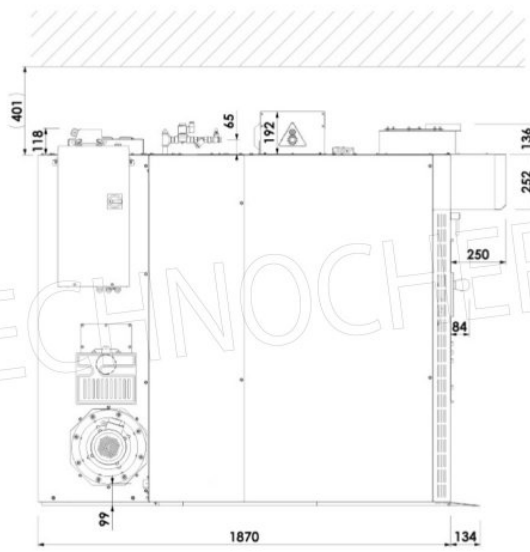




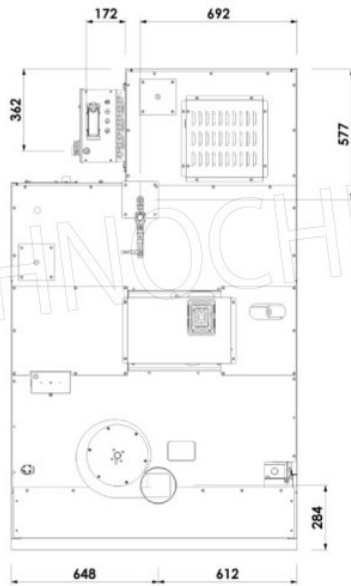
VISTA FRONTALE



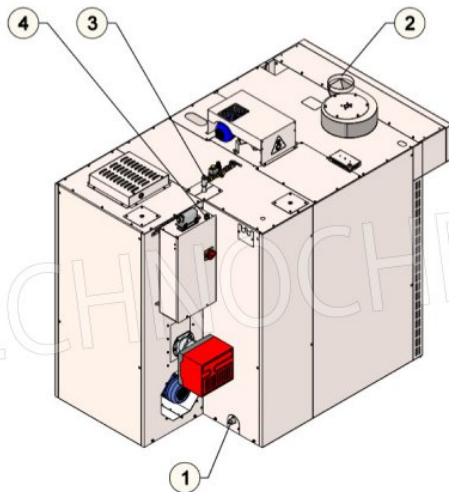
VISTA LATERALE



VISTA SUPERIORE



SCHEMA ALLACCIAMENTI



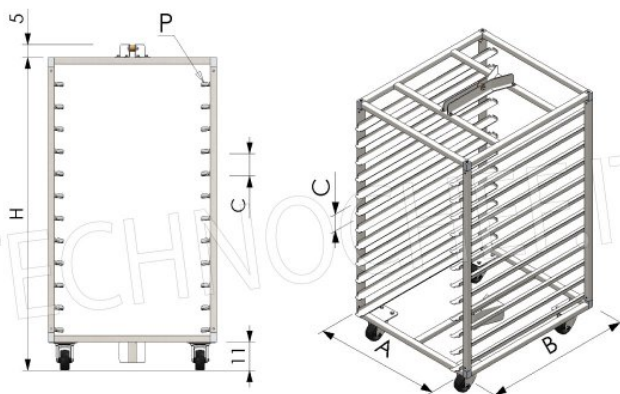
- | | | |
|---|-----------------------------------|----------|
| 1 | Scarico eccedenza acqua | Ø 1" |
| 2 | Tubazione scarico vapori | Ø 150 mm |
| 3 | Alimentazione acqua umidificatore | Ø 1/2" |
| 4 | Arrivo energia elettrica | 23,5 kW |



Carrello porta-teglie estraibile per forno rotativo



OPTIONAL CARRELLO



A	cm	65
B	cm	84
H	cm	122